

PROJECT	_____
TYPE	_____
SPECIFIER	_____
QUANTITY	_____
DATE	_____

## HARMONY SQUARE SUSPENSION

### A51075-

base number	Color	Finish	Diffuser
	Temperature	Options	Options

- To build a product code in our configurator select the specify button on the base model # product page
- To build a manual product code on this datasheet choose from the options listed below in blue font and add the suffix to the base model #

#### GENERAL

Series: Harmony Square
Partner: Ivela
Division: Architectural
Installation: Suspension
Product Type: Panels
Mounting Location: Ceiling
Light Distribution: Direct

#### PHYSICAL

Shape: Square
Length (mm): 610
Length (in): 24
Width (mm): 610
Width (in): 24
Height (mm): 27
Height (in): 1 1/16
Max. Overall Height (mm): 2500
Max. Overall Height (in): 98 7/16
Diffuser: <a href="#">PMMA - Opal / Prismatic</a>
Fixture Finish: <a href="#">WHI / BLK / GLD</a>
Fixture Material: Aluminum

#### ELECTRICAL

Lamp Type: LED
Input Wattage (W): 48
Dimming: Tri-Mode (Non-Dimming and Phase Dimming (120Vac only) and 0-10V Dimming)
Driver Included: No
Driver Location: Remote
Driver Type: Constant Voltage - Universal
Driver Class: Class 2
Housing: ENCP 5 (ERP) ENCP 13 (SC Power)
Input Voltage (V): 120 - 277
Output Voltage (V): 24

#### LED

Color Temperature (°K): <a href="#">2700 / 3000 / 3500 / 4000</a>
Max. Delivered Lumen (lm): 3456 / 3600 / 3707 / 3816
Nominal Lumen (lm): 5760 / 6000 / 6360
CRI: >93 CRI
Lamp Life (hrs): 50000

#### OPTICAL

#### RATINGS AND CERTIFICATIONS

Certified By: Certified for North American Standards
IP rating: IP20



## HARMONY SQUARE SUSPENSION

A51075-

PROJECT \_\_\_\_\_

TYPE \_\_\_\_\_

SPECIFIER \_\_\_\_\_

QUANTITY \_\_\_\_\_

DATE \_\_\_\_\_



## HARMONY SQUARE SUSPENSION

### A51078-

base number    Color    Finish    Diffuser  
 Temperature    Options    Options

- To build a product code in our configurator select the specify button on the base model # product page
- To build a manual product code on this datasheet choose from the options listed below in blue font and add the suffix to the base model #

#### GENERAL

Series: Harmony Square  
 Partner: Ivela  
 Division: Architectural  
 Installation: Suspension  
 Product Type: Panels  
 Mounting Location: Ceiling  
 Light Distribution: Direct

#### PHYSICAL

Shape: Square  
 Length (mm): 1210  
 Length (in): 47 <sup>5</sup>/<sub>8</sub>  
 Width (mm): 610  
 Width (in): 24  
 Height (mm): 27  
 Height (in): 1 <sup>1</sup>/<sub>16</sub>  
 Max. Overall Height (mm): 2500  
 Max. Overall Height (in): 98 <sup>7</sup>/<sub>16</sub>  
 Diffuser: PMMA - Opal / Prismatic  
 Fixture Finish: WHI / BLK / GLD  
 Fixture Material: Aluminum

#### ELECTRICAL

Lamp Type: LED  
 Input Wattage (W): 48  
 Dimming: Tri-Mode (Non-Dimming and Phase Dimming (120Vac only) and 0-10V Dimming)  
 Driver Included: No  
 Driver Location: Remote  
 Driver Type: Constant Voltage - Universal  
 Driver Class: Class 2  
 Housing: ENCP 5 (ERP) ENCP 13 (SC Power)  
 Input Voltage (V): 120 - 277  
 Output Voltage (V): 24

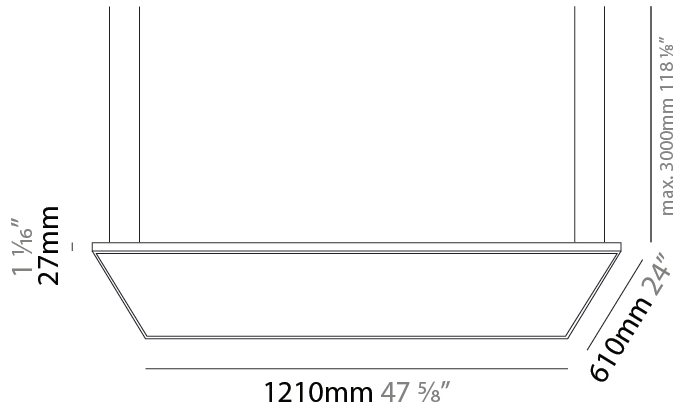
#### LED

Color Temperature (°K): 2700 / 3000 / 3500 / 4000  
 Max. Delivered Lumen (lm): 3456 / 3600 / 3707 / 3816  
 Nominal Lumen (lm): 5760 / 6000 / 6360  
 CRI: >93 CRI  
 Lamp Life (hrs): 50000

#### OPTICAL

#### RATINGS AND CERTIFICATIONS

Certified By: Certified for North American Standards  
 IP rating: IP20



## HARMONY SQUARE SUSPENSION

A51078-

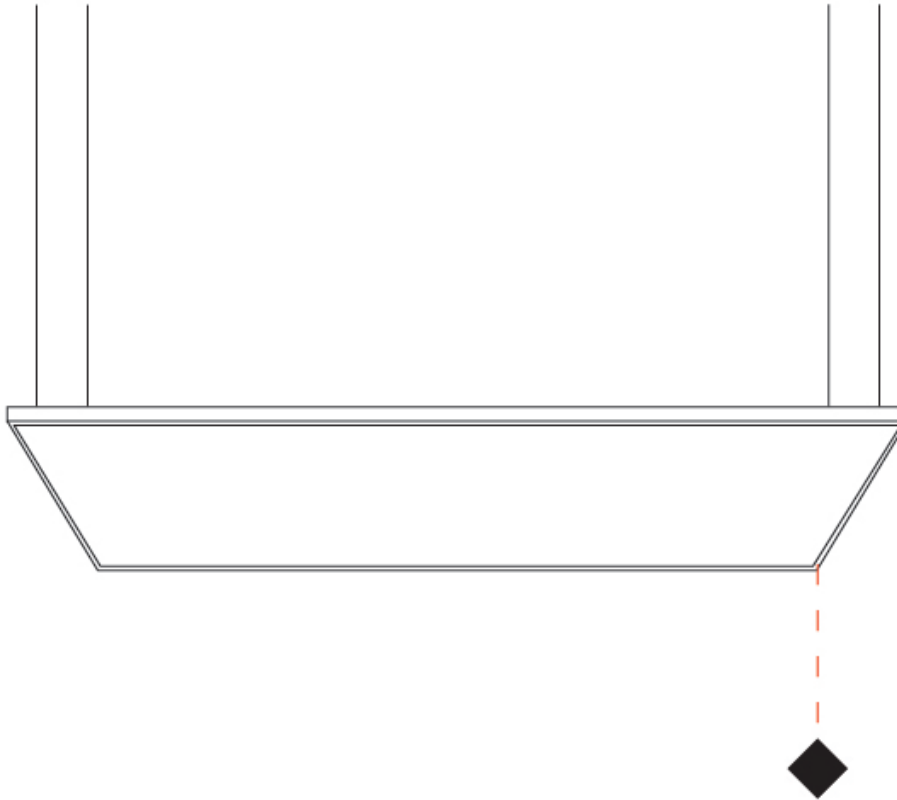
PROJECT

TYPE

SPECIFIER

QUANTITY

DATE



PROJECT	
TYPE	
SPECIFIER	
QUANTITY	
DATE	

## HARMONY SQUARE SURFACE

### A52046-

base number	Color	Finish	Diffuser
	Temperature	Options	Options

- To build a product code in our configurator select the specify button on the base model # product page
- To build a manual product code on this datasheet choose from the options listed below in blue font and add the suffix to the base model #

#### GENERAL

Series: Harmony Square
Partner: Ivela
Division: Architectural
Installation: Surface
Product Type: Panels
Mounting Location: Ceiling
Light Distribution: Direct

#### PHYSICAL

Shape: Square
Length (mm): 610
Length (in): 24
Width (mm): 610
Width (in): 24
Height (mm): 27
Height (in): 1 1/16
Diffuser: PMMA - Opal
Fixture Finish: WHI / BLK / GLD
Fixture Material: Aluminum

#### ELECTRICAL

Lamp Type: LED
Input Wattage (W): 48
Dimming: Tri-Mode (Non-Dimming and Phase Dimming (120Vac only) and 0-10V Dimming)
Driver Included: No
Driver Location: Remote
Driver Type: Constant Voltage - Universal
Driver Class: Class 2
Housing: ENCP 5 (ERP) ENCP 13 (SC Power)
Input Voltage (V): 120 - 277
Output Voltage (V): 24

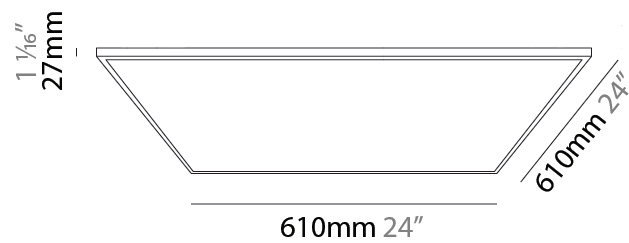

#### LED

Color Temperature (°K): 2700 / 3000 / 4000
Max. Delivered Lumen (lm): 3456 / 3600 / 3816
Nominal Lumen (lm): 5760 / 6000 / 6360
CRI: >93 CRI
Lamp Life (hrs): 50000

#### OPTICAL

#### RATINGS AND CERTIFICATIONS

Certified By: CSA Certified to UL and CSA Standards
IP rating: IP20



## HARMONY SQUARE SURFACE

A52046-

PROJECT	_____
TYPE	_____
SPECIFIER	_____
QUANTITY	_____
DATE	_____



PROJECT	_____
TYPE	_____
SPECIFIER	_____
QUANTITY	_____
DATE	_____

## HARMONY SQUARE SURFACE

**A52049-** - -  
 base number    Color    Finish    Diffuser  
                          Temperature    Options    Options

- To build a product code in our configurator select the specify button on the base model # product page
- To build a manual product code on this datasheet choose from the options listed below in blue font and add the suffix to the base model #

### GENERAL

Series: Harmony Square  
 Partner: Ivela  
 Division: Architectural  
 Installation: Surface  
 Product Type: Panels  
 Mounting Location: Ceiling  
 Light Distribution: Direct

### PHYSICAL

Shape: Square  
 Length (mm): 1210  
 Length (in): 47 <sup>5</sup>/<sub>8</sub>  
 Width (mm): 610  
 Width (in): 24  
 Height (mm): 27  
 Height (in): 1 <sup>1</sup>/<sub>16</sub>  
 Diffuser: PMMA - Opal  
 Fixture Finish: WHI / BLK / GLD  
 Fixture Material: Aluminum

### ELECTRICAL

Lamp Type: LED  
 Input Wattage (W): 48  
 Dimming: Tri-Mode (Non-Dimming and Phase Dimming (120Vac only) and 0-10V Dimming)  
 Driver Included: No  
 Driver Location: Remote  
 Driver Type: Constant Voltage - Universal  
 Driver Class: Class 2  
 Housing: ENCP 5 (ERP) ENCP 13 (SC Power)  
 Input Voltage (V): 120 - 277  
 Output Voltage (V): 24

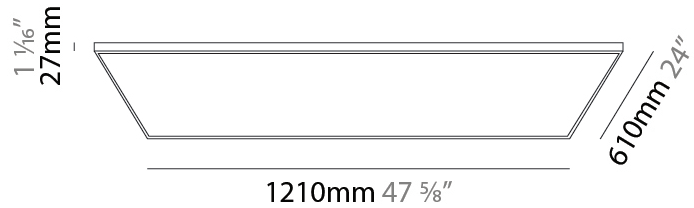

### LED

Color Temperature (°K): 2700 / 3000 / 3500 / 4000  
 Max. Delivered Lumen (lm): 3456 / 3600 / 3816  
 Nominal Lumen (lm): 5760 / 6000 / 6178 / 6360  
 CRI: >93 CRI  
 Lamp Life (hrs): 50000

### OPTICAL

### RATINGS AND CERTIFICATIONS

Certified By: CSA Certified to UL and CSA Standards  
 IP rating: IP20



## HARMONY SQUARE SURFACE

A52049-


PROJECT

TYPE

SPECIFIER

QUANTITY

DATE



PROJECT	_____
TYPE	_____
SPECIFIER	_____
QUANTITY	_____
DATE	_____

## HARMONY SQUARE SURFACE

**A52051-** \_\_\_\_\_  
 base number    Color    Finish    Diffuser  
                          Temperature    Options    Options

- To build a product code in our configurator select the specify button on the base model # product page
- To build a manual product code on this datasheet choose from the options listed below in blue font and add the suffix to the base model #

### GENERAL

Series: Harmony Square  
 Partner: Ivela  
 Division: Architectural  
 Installation: Surface  
 Product Type: Panels  
 Mounting Location: Ceiling  
 Light Distribution: Direct

### PHYSICAL

Shape: Square  
 Length (mm): 1810  
 Length (in): 71 1/4  
 Width (mm): 610  
 Width (in): 24  
 Height (mm): 27  
 Height (in): 1 1/16  
 Diffuser: PMMA - Opal  
 Fixture Finish: WHI / BLK / GLD  
 Fixture Material: Aluminum

### ELECTRICAL

Lamp Type: LED  
 Input Wattage (W): 72  
 Dimming: Tri-Mode (Non-Dimming and Phase Dimming (120Vac only) and 0-10V Dimming)  
 Driver Included: No  
 Driver Location: Remote  
 Driver Type: Constant Voltage - Universal  
 Driver Class: Class 2  
 Housing: ENCP 5 (ERP) ENCP 8 (SC Power)  
 Input Voltage (V): 120 - 277  
 Output Voltage (V): 24

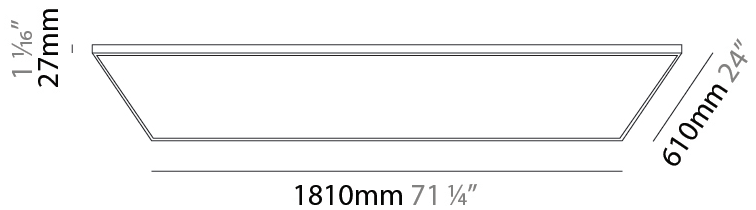

### LED

Color Temperature (°K): 2700 / 3000 / 3500 / 4000  
 Max. Delivered Lumen (lm): 4320 / 4500 / 4635 / 4770  
 Nominal Lumen (lm): 7200 / 7500 / 7950  
 CRI: >93 CRI  
 Lamp Life (hrs): 50000

### OPTICAL

### RATINGS AND CERTIFICATIONS

Certified By: CSA Certified to UL and CSA Standards  
 IP rating: IP20



## HARMONY SQUARE SURFACE

A52051-


PROJECT

TYPE

SPECIFIER

QUANTITY

DATE



PROJECT	_____
TYPE	_____
SPECIFIER	_____
QUANTITY	_____
DATE	_____

## HARMONY SQUARE RECESSED

### A56188-

base number	Color	Finish	Diffuser
	Temperature	Options	Options

- To build a product code in our configurator select the specify button on the base model # product page
- To build a manual product code on this datasheet choose from the options listed below in blue font and add the suffix to the base model #

#### GENERAL

Series: Harmony Square
Partner: Ivela
Division: Architectural
Installation: Recessed
Product Type: Panels
Mounting Location: Ceiling
Light Distribution: Direct

#### PHYSICAL

Shape: Square
Length (mm): 610
Length (in): 24
Width (mm): 610
Width (in): 24
Height (mm): 27
Height (in): 1 1/16
Diffuser: PMMA - Opal
Fixture Finish: WHI / BLK / GLD
Fixture Material: Aluminum

#### ELECTRICAL

Lamp Type: LED
Input Wattage (W): 48
Dimming: Tri-Mode (Non-Dimming and Phase Dimming (120Vac only) and 0-10V Dimming)
Driver Included: No
Driver Location: Remote
Driver Type: Constant Voltage - Universal
Driver Class: Class 2
Housing: ENCP 5 (ERP) ENCP 13 (SC Power)
Input Voltage (V): 120 - 277
Output Voltage (V): 24

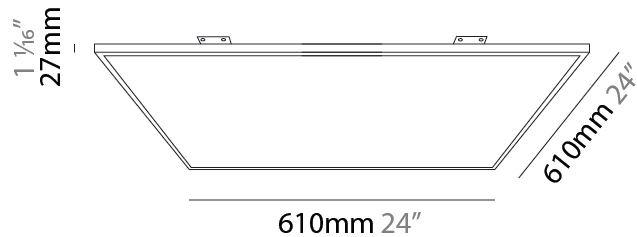
#### LED

Color Temperature (°K): 2700 / 3000 / 3500 / 4000
Max. Delivered Lumen (lm): 3456 / 3600 / 3707 / 3816
Nominal Lumen (lm): 5760 / 6000 / 6178 / 6360
CRI: >93 CRI
Lamp Life (hrs): 50000

#### OPTICAL

#### RATINGS AND CERTIFICATIONS

Certified By: CSA Certified to UL and CSA Standards
IP rating: IP20



## HARMONY SQUARE RECESSED

A56188-

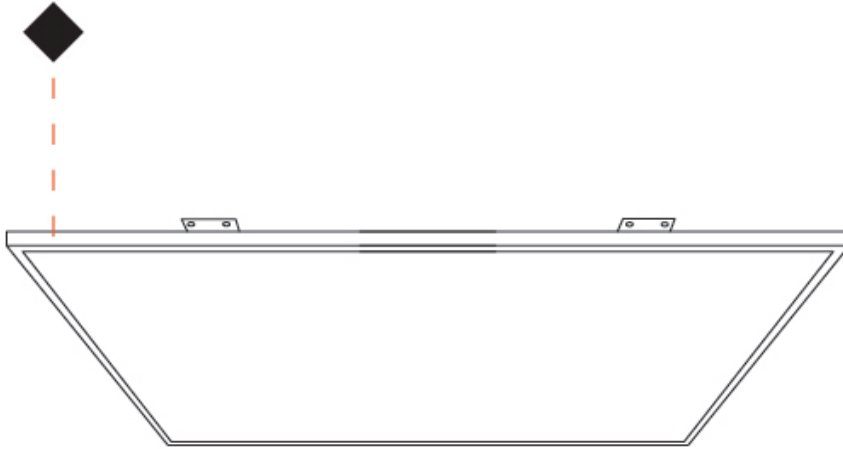
PROJECT

TYPE

SPECIFIER

QUANTITY

DATE



## HARMONY SQUARE COLOR FINISH CHART

PROJECT \_\_\_\_\_

TYPE \_\_\_\_\_

SPECIFIER \_\_\_\_\_

QUANTITY \_\_\_\_\_

DATE \_\_\_\_\_

### Fixture Finish

White - WHI



Black - BLK



Gold - GLD



**Digital:** Not all screens are calibrated the same, and therefore, colors will appear differently between screens.

**Physical:** When texture is involved, there will be variations in color, character and tone within a product series and between product families.



### LEGEND

	floor-mounted		pivotal		special LED (upon request) RGB, RGBW, tunable, gold+, meat+, art+, fashion+
	wall and ceiling: recessed and surface mounted		rotating		warm dim / natural dimming LED
	ceiling-mounted and wall-mounted		illuminate tilted		rechargeable battery powered
	wall-mounted		color of suspension cable		fixture with natural vivid LED (upon request)
	omni-directional light distribution		length of suspension cable		color rendering index
	direct light distribution		reflector degree selection		color temperature
	direct/indirect light distribution		super spot		lumen (luminous flux)
	indirect light distribution		lens		efficacy (lumens per watt)
	asymmetric light distribution		lens pack		Unified Glare Rating (UGR) range from 5-40
	aura light distribution		shine ring		marine grade (AISI 316 stainless steel)
	round wall or ceiling cut-out		integrated shine ring with diffuser		walk on
	square wall or ceiling cut-out		free individual colors 01-29		drive on
	the supplied jig specifies the cutout dimensions		individual colors: 00 (free of charge), 01-25 (extra charge)		Dark Sky Compliance
	minimum distance (meters) lamp - object		luminaire part to be colored (F1)		Americans with Disabilities Act (less than 4" off the wall located between 27"-84" from floor)
	recessed depth		luminaire part to be colored (F2)		lamp protected against explosion
	ceiling thickness in mm		luminaire part to be colored (F3)		blown glass using traditional methods by master glass blower
	ceiling thickness selection		luminaire part to be colored (F4)		acoustic material
	dimmable DP (phase), DV (0-10V), DD (dali), DS (step-dim)		luminaire part to be colored (F5)		protection class I, protection insulation
	included or excluded LED driver/transformer/control gear		color of 3-circuit adaptor		protection class II, protection insulation
	separately switchable		indirect diffuser		ETL Certified to UL and CSA Standards
	sensor		direct diffuser		UL Certified to UL and CSA Standards
	remote control		ball-proof (upon request)		CSA Certified to UL and CSA Standards
	available upon request		accessory		Certified for North American Standards

### IP RATING

	protected against ingress of solid bodies greater than 12.5mm (finger)
	protected against ingress of solid bodies greater than 2.5mm protected against sprays of water up to 60 degrees from the vertical (rain)
	protected against ingress of solid bodies greater than 1mm (wire) no protection against the ingress of moisture
	protected against ingress of solid bodies greater than 1mm (wire) protected against sprays of water up to 60 degrees from the vertical (rain)
	protected against ingress of solid bodies greater than 1mm (wire) protected against water splashed from all directions
	protected against limited ingress of dust (wet rooms/covered outdoor areas) protected against water splashed from all directions
	protected against ingress of dust protected against jets of water
	protected against ingress of dust protected against powerful jets of water or heavy seas
	protected against ingress of dust protected against immersion of water between 15cm - 1m for 30 minutes
	protected against ingress of dust protected against immersion of water under pressure for long periods

### IK RATING

	protected against 0.14 joules impact (equivalent to 0.25kg mass dropped from 56mm above the surface)
	protected against 0.2 joules impact (equivalent to 0.25kg mass dropped from 80mm above the surface)
	protected against 0.35 joules impact (equivalent to 0.25kg mass dropped from 140mm above the surface)
	protected against 0.5 joules impact (equivalent to 0.25kg mass dropped from 200mm above the surface)
	protected against 0.7 joules impact (equivalent to 0.25kg mass dropped from 280mm above the surface)
	protected against 1 joules impact (equivalent to 0.25kg mass dropped from 400mm above the surface)
	protected against 2 joules impact (equivalent to 0.5kg mass dropped from 400mm above the surface)
	protected against 5 joules impact (equivalent to 1.7kg mass dropped from 300mm above the surface)
	protected against 10 joules impact (equivalent to 5.0kg mass dropped from 200mm above the surface)
	protected against 20 joules impact (equivalent to 5.0kg mass dropped from 400mm above the surface)